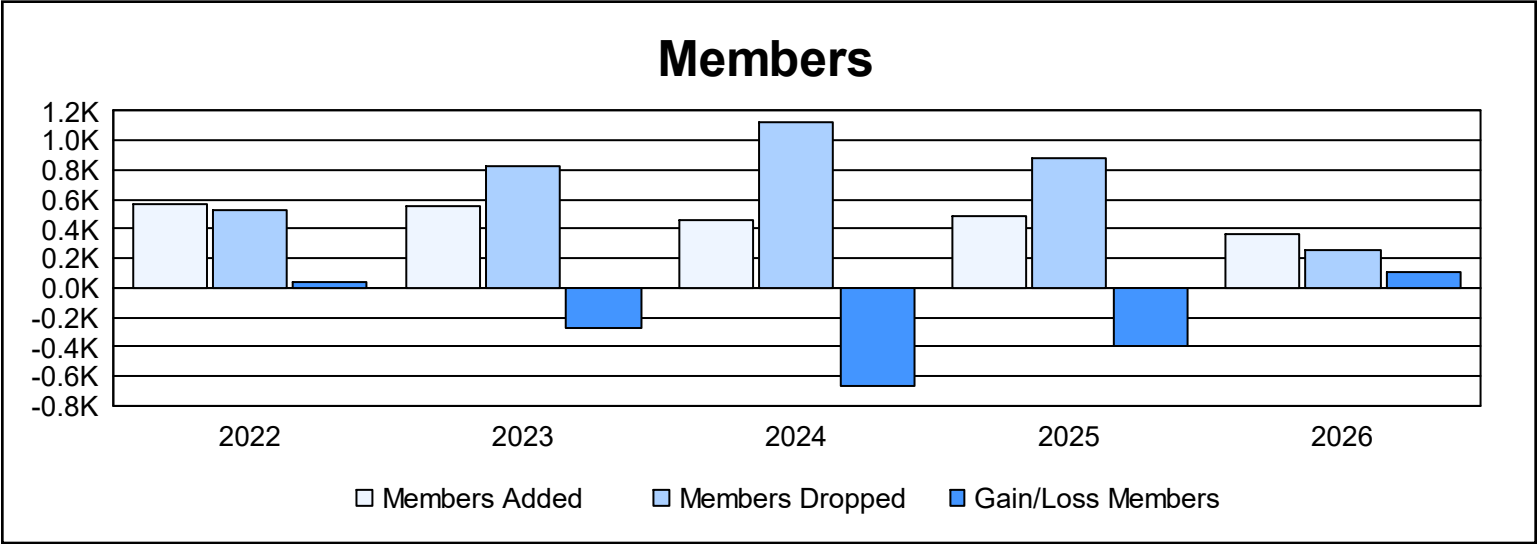
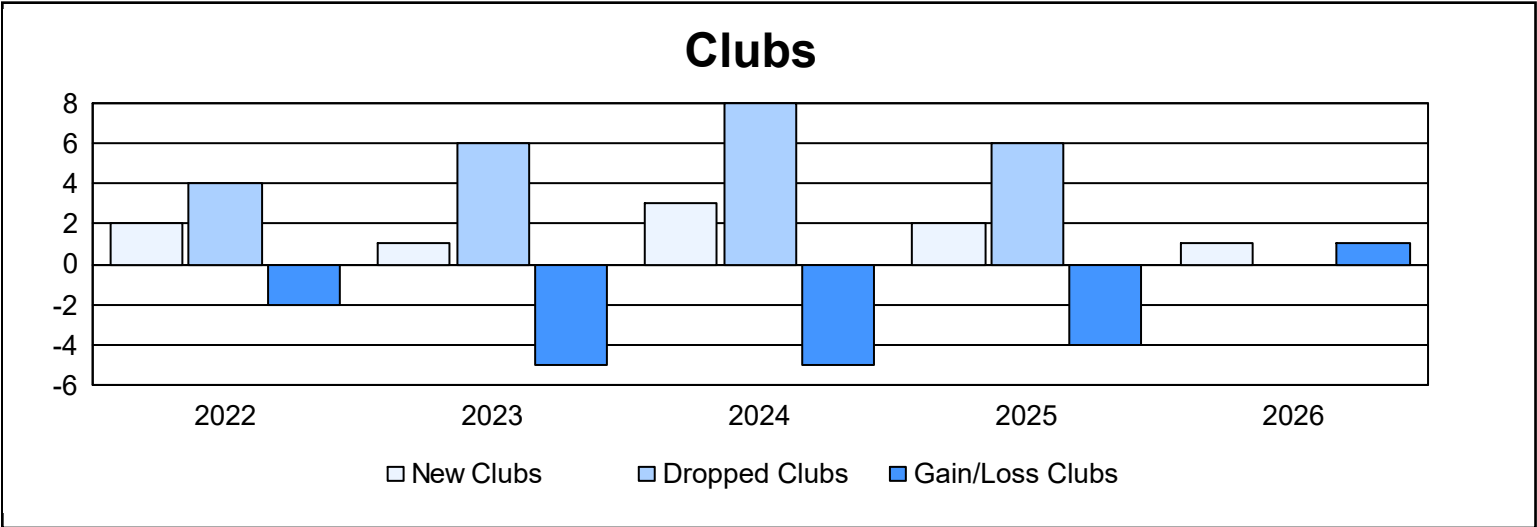
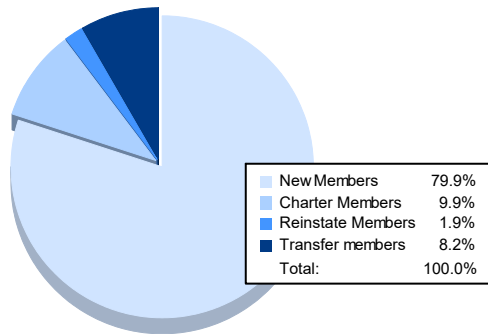


Year	New Clubs	Dropped Clubs	Gain/ Loss Clubs	New Members	Charter Members	Reinstate Members	Transfer Members	Total Member Added	Total Members Dropped	Gain/ Loss Members
2021-2022	2	4	-2	483	64	7	11	565	521	44
2022-2023	1	6	-5	414	32	39	70	555	828	-273
2023-2024	3	8	-5	325	103	18	15	461	1,127	-666
2024-2025	2	6	-4	394	46	30	18	488	883	-395
2025-2026	1	0	1	291	36	7	30	364	251	113
Average	2	5	-3	381	56	20	29	487	722	-235



### Membership Composition January 2026 Cumulative



### Gender Composition January 2026 Cumulative

